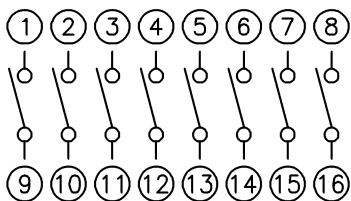
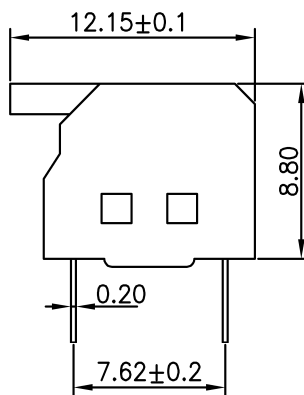


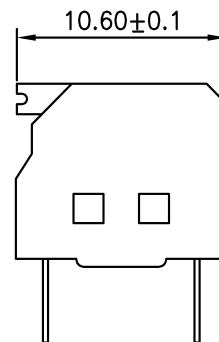
P.C.B. LAYOUT



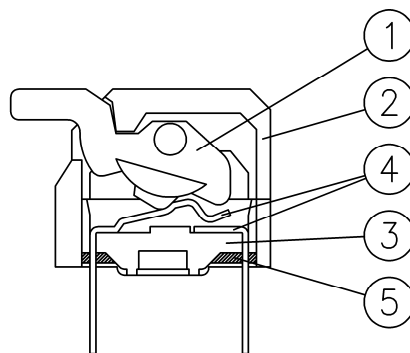
CIRCUIT DIAGRAM



DSPL SERIES



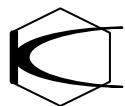
DSP SERIES



CONSTRUCTION

Prod. No.	No. of POS.	DIM. A	DIM. B
DSP-02 DSPL-02	02	6.26	2.54
DSP-03 DSPL-03	03	9.06	5.08
DSP-04 DSPL-04	04	11.34	7.62
DSP-05 DSPL-05	05	13.88	10.16
DSP-06 DSPL-06	06	16.42	12.70
DSP-08 DSPL-08	08	21.50	17.78
DSP-10 DSPL-10	10	26.58	22.86
DSP-12 DSPL-12	12	31.60	27.94

NO	DES.	MATERIALS	TREATMENT
1	ACTUATOR	UL94V-0 PBT THERMOSPLASTIC	WHITE
2	COVER	UL94V-0 PBT THERMOSPLASTIC	BLUE, RED, BLACK
3	BASE	UL94V-0 PBT THERMOSPLASTIC	BLACK
4	TERMINAL	PHOSPHOR BRONZE	GOLD PLATING
5	POTTING	EXPOXY	BLACK



銓基電子股份有限公司
ROKI ELECTRONICS CO., LTD.

PART NAME : DIP SWITCH

PART NO : DSP(L)-PF Series

TOLERANCE : ±0.1 mm

SCALE :

UNIT : mm

VER : R01

